



Thank you for using Motion Concepts eForms.

Motion Concepts is pleased to offer you an upgraded solution to your ordering process. Our enhanced order forms allow you to fill out a form electronically, print and fax the form, save and email* it to Customer Service, or maintain the business practices that work for you today. The format has been revised to reveal a cleaner look with electronic selection and input functions.



Adobe Acrobat Reader DC

* Interactive functions of our new forms work best with the latest version of Adobe Acrobat Reader DC visit <https://get.adobe.com/reader/> to download and install on your PC or Mac or visit Google Play/ iTunes to download the Adobe Acrobat Reader DC app for your device.

Save

Adobe Acrobat Reader DC allows you to save this form with your content - to complete later or use as a starting point for your next form. Please note that content must be added and saved in Acrobat - saving content from completed forms in the browser may not be possible.

SAVE

Submit

Adobe Acrobat Reader DC allows you to submit this form electronically via your email client.

Simply click the submit button below and step through the simple process.

SUBMIT

CLEAR FORM

Print

If you do not have access to Adobe Acrobat Reader DC simply print this form and complete it by hand and fax it to our Customer Service Department at:

1-888-433-6818

PRINT FORM



407maxX

407 POWER POSITIONING SYSTEM ON ROVI A3 BASE
US PRICE LIST AND ORDER FORM
Price Effective October 1, 2024



PRINT FORM

SAVE

CLEAR FORM

Contact Motion Concepts Customer Service: 1.888.433.6818 | quotes@motionconcepts.com

REQUIRED INFORMATION

Quote Order

Date of Order: _____ Dealer Account #: _____

Dealer Name: _____

PO #: _____ Tag _____

Purchasing Contact: _____

Phone: _____ Fax: _____

E-mail: _____

ATP/Therapist: _____

Ship to Address: _____

City: _____ State: _____

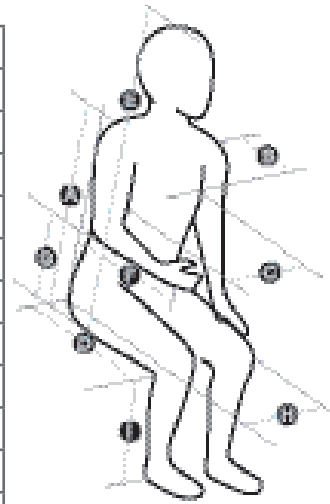
Zip: _____ Client Gender: M F

Special Client Conditions: _____

REQUIRED MEASUREMENTS

To ensure system is accurately configured please fill in all REQUIRED* measurements

Client Height*	
Client Weight (lbs)*	
A. Seat to Shoulder	
B. Trunk Depth	
C. Chest Width	
D. Knee to Back	
E. Seat to Top of Head	
F. Back to Joystick	
G. Seat to Elbow	
H. Hip Width	
I. Knee to Heel*	
Cushion Thickness	



HCPCS CODES	K0856, K0861
SUSPENSION SYSTEM	Active Ride Control (ARC)
BASE WIDTH	25.5"
BASE LENGTH	36.5"
DRIVE WHEEL SIZE ⁽¹⁾	14"
CASTER WHEEL SIZE (front/rear)	6"
TURNING RADIUS	20.5"
DRIVETRAIN	4-pole EAD Motors

BATTERIES	2 x M34
BATTERY CHARGER	8A, Off Board
BATTERIES WEIGHT (each)	38.5 lbs (M34)
RANGE ⁽²⁾	17.7 miles
WEIGHT CAPACITY	250 lbs
BASE WEIGHT (w/o batteries)	159 lbs
GROUND CLEARANCE	3"
MAXIMUM SPEED	6.2 mph

BASE VITALS

⁽¹⁾ All X3 wheels come with solid inserts

⁽²⁾ Actual driving range and speed may vary due to factors such as user weight, type and grade of terrain, battery condition & charge level; type and condition of the drive wheels, and variations in the drive and control systems.

SINGLE POWER OPTION K0856

MULTIPLE POWER OPTIONS K0861



407 Power Positioning System

on Rovi A3 Base

Dealer Name: _____

Dealer Account Number: _____

PO #: _____

Tag: _____

SINGLE POWER BASE OPTION⁽¹⁾

- 888WNLEA3-MPS ROVI A3 R-NET⁽²⁾
5.8 mph Quick Speed Motors
HCPCS code K0856\$7,595

1. Price of the powerbase includes: Active Ride Control suspension, tie-down hardware for 4-point strap system, 8 amp off-board charger, flat free inserts and positioning belt. Weight capacity is 300 lbs. Must select Joystick separately.
2. R-Net Controller and Harness required

MULTIPLE POWER BASE OPTION⁽¹⁾

- 888WNLEA3-MPM ROVI A3 R-NET⁽²⁾
5.8 mph Quick Speed Motors
HCPCS code K0861\$7,595

1. Price of the powerbase includes: Active Ride Control suspension, tie-down hardware for 4-point strap system, 8 amp off-board charger, flat free inserts and positioning belt. Weight capacity is 300 lbs. Must select Joystick separately.
2. R-Net Controller and Harness required

R-NET CONTROLLER AND HARNESS⁽¹⁾⁽²⁾

- D51109 R-Net Expandable Controller
HCPCS code E2377 \$615
- REH R-Net Harness for Expandable Controller
HCPCS code E2313 \$595

1. Required for R-Net Bases
2. This item is required when ordering power tilt, power recline, and power elevating legrest together OR when ordering Alternative Drive Control.

HIGHSPEED MOTOR AND ENHANCED DRIVING⁽¹⁾

- HSM62 Optional 6.2 mph High Speed Motors⁽²⁾ \$950
Must order OnTraxx Enhanced Driving Module
- OEDM OnTraxx Enhanced Driving Module⁽³⁾
HCPCS code K0108 \$750




1. Not available with VR2 Bases.
2. When selecting an increased speed motor package there is a reduction in torque output by roughly 15%.
3. Recommended for use with Specialty Drive Controls

JOYSTICKS

- D51122 R-Net LED Joystick⁽¹⁾ N/C
- D51108 R-Net LED Joystick for Lights⁽²⁾ N/C
- D51165 R-Net Color Remote Joystick
with Monojacks⁽¹⁾ \$600
- D50982 R-Net Color Remote Joystick
with Monojacks for Lights⁽²⁾ \$600
- D51711 R-Net Advanced Joystick⁽³⁾ \$995

1. Must order Through Switch Electronics (SFCB, MFCBS). Fender lights operate through separate Single Push Button.
2. Must order Through Joy Electronics (SFCBA, DFCBD, MFCBD). Fender lights operate through Joystick Buttons.
3. 3.5" high-resolution VGA color display, IR Control as standard, includes integrated Bluetooth Module. If selecting Through Switch Electronics (SFCB, MFCBS), fender lights will operate through separate Single Push Button. If selecting Through Joy Electronics (SFCBA, DFCBD, MFCBD), fender lights will operate through Joystick Buttons.

LIGHTED FENDER

- | | | |
|--------------------------------|---|-------------------------------|
| <input type="checkbox"/> BWFL |  | Blizzard White (Metallic) |
| <input type="checkbox"/> OCFL |  | Orange Crush |
| <input type="checkbox"/> MGFL |  | Motion Green |
| <input type="checkbox"/> BCFL |  | Black Carbon (Matte) |
| <input type="checkbox"/> BPFL |  | Black Panther (Gloss) |
| <input type="checkbox"/> CARFL |  | Candy Apple Red (Metallic) |
| <input type="checkbox"/> GGFL |  | Graphite Grey (Metallic) |
| <input type="checkbox"/> IBFL |  | Indigo Blue |
| <input type="checkbox"/> MYFL |  | Mellow Yellow |
| <input type="checkbox"/> NBFL |  | Nordic Blue |
| <input type="checkbox"/> RDPFL |  | Razzle Dazzle Pink (Metallic) |
| <input type="checkbox"/> PRFL |  | Purple Reign |



MATCHING BATTERY DOORS

- MBD Matching Battery Doors \$495
(Select fender color first)

CUSTOM DESIGNS

Please see form number TRD0607 - ROVI Custom Designs Price Sheet, for Custom/Dipped Fender colors, battery door and other personalized options.

TIRE OPTIONS

- STIRES Standard Solid Tires STD
- PTIRES Pneumatic Tires \$199

WHEELCHAIR TRANSPORT BRACKETS

- XBKTS Wheelchair Transport Brackets(1) \$250

1. For unoccupied use only

407 Power Positioning System
on Rovi A3 Base

Dealer Name: _____

Dealer Account Number: _____

PO #: _____

Tag: _____

OMNI 2 CONTROL MODULE FOR R-NET

- OMNI2 OMNI 2 Control Module⁽¹⁾ \$1,995
- Includes:
 - D51709 R-Net Omni 2 Display Section Bluetooth
 - D51710 R-Net Omni2 Input Section USB
- Select Cable Assembly Length:
 - SA81774MK1500 1500 mm (4' 11")
 - SA81774MK2000 2000 mm (6' 7")
 - SA81774MK2500 2500 mm (8' 2")
- Select Mount:
 - ARMS260-ROVI Adjustable Swing-Away Mount - Omni
HCPCS code E1028 \$295
- Select mounting position
 - OR Right Mounted
 - OL Left Mounted

1. Requires an R-Net Controller and Harness of Page 2

JOYSTICK MOUNT

Arm Mounted

- 800914-067-03 Fixed Joystick Mounting N/C
- Select mounting position
 - FR Right Mounted
 - FL Left Mounted
- MRR Maxx Resolve Swing-Away Joystick Mount
(Right Hand) HCPCS code E1028 \$395
- MRL Maxx Resolve Swing-Away Joystick Mount
(Left Hand) HCPCS code E1028 \$395
- SAQR Motion Height Adjustable Swing-Away
Quad Link (Right Hand) HCPCS code E1028 \$235
- SAQL Motion Height Adjustable Swing-Away
Quad Link (Left Hand) HCPCS code E1028 \$235
- 70-JS200 Retract 4 Swing-Away Mount⁽¹⁾ HCPCS code E1028 \$325
- Select mounting position
 - R4R Right Mounted
 - R4L Left Mounted

Rear Push Bar Mounted

- RPBMR Right \$140
- RPBML Left \$140
- RPBMC Center \$140

JOYSTICK KNOB - OPTIONAL

- SA80941 "T" Handle for Joystick Knob HCPCS code E2323 \$115
- SA72441 Ball Handle for Joystick Knob HCPCS code E2323 \$115
- PC101B-20 BodyPoint Joystick Handle 3" U-Shaped
HCPCS code E2323 \$120
- PC102B-20 BodyPoint Joystick Handle 4" U-Shaped
HCPCS code E2323 \$120
- PC104B-20 BodyPoint Straight Handle HCPCS code E2323 \$120
- PC107B-20 BodyPoint Joystick Handle Domed Rubber
HCPCS code E2323 \$120

R-NET ATTENDANT CONTROLLER

- D50882 R-Net Attendant Control HCPCS code E2331 \$950
- Select mounting position
 - RPBMR Right
 - RPBMLA Left
 - RPBMC Center

ELECTRONIC OPTIONS

- D50883 R-Net Output Module (EMC)⁽¹⁾⁽²⁾ \$995
- D51580 R-Net Bluetooth Module IOS Apple⁽¹⁾⁽²⁾ \$895
- D51111 R-Net Bluetooth Module Android/PC⁽¹⁾⁽²⁾ \$895
- SPH Smart Phone Holder⁽³⁾ \$50
- MUSB Motion Dual USB Charger N/C

1. Requires an R-Net Controller and Harness (page 1)
2. Must order R-Net Colour Remote joystick with these options (page 1)
3. Not available with OMNI2

ELECTRONIC PROGRAMMER - OPTIONS

- D51812 R-Net PC Programmer with Dongle \$750
- D50996 Diagnostic Test Tool (DTT)
with VR2 & RNet Cables \$1,400

SEAT-TO-FLOOR HEIGHT⁽¹⁾

- STF17 17" Seat-To-Floor N/C
- STF18 18" Seat-To-Floor N/C
- STF19 19" Seat-To-Floor N/C

407 Power Positioning System

on Rovi A3 Base

NOTE: Systems Include Seat Pan, Back Pan, and Standard Armrests. They are designed for use with a 2" - 3" cushion

Dealer Name: _____

Dealer Account Number: _____

PO #: _____

Tag: _____

SPECIALTY CONTROLS TO BE SENT TO MOTION CONCEPTS FOR INSTALL - PLEASE SPECIFY

Type: _____

Specialty Control Mount:
 Right Left Specify _____

Display Mount:
 Right Left Specify _____

Mode Switch Mount:
 Right Left Specify _____

On/Off Mount:
 Right Left Specify _____

List Other: _____
 Specify Mounting Location: _____

SYSTEMS MUST SELECT ONE

- 407T 407 Maxx Single Pivot Tilt (40°) with Anterior Tilt (7°)
 System⁽¹⁾⁽²⁾ HCPCS code E1002 \$6,595
- 407TRE 407 Maxx Single Pivot Tilt (40°) with Anterior Tilt (7°) and Recline (170°) with Extended Shear Reduction (ESR)
 System⁽¹⁾⁽²⁾ HCPCS code E1007 \$11,195

1. Seat tilt posteriorly up to 40° and tilts anteriorly up to 7°. Weight capacity is 250lbs.
2. For the footplate to touch the ground when anterior tilted the knee to heel must be greater than the seat to floor height minus 3.5" (e.g. 13.5" KTH for 17" STF)

MODULES MUST SELECT SYSTEM TO ADD MODULES

- PRM8 8° Precline Module⁽¹⁾ only available with Recline
 HCPCS code K0108 N/C
- PRM30 30° Precline Module⁽¹⁾ only available with Recline
 HCPCS code K0108 \$500

1. Total degrees of recline is 170° ie. if 30° of precline is used, then 140° of recline will be available.

ADULT SEAT WIDTH SETTINGS

- SW116 16" Wide (Adjustable from 16" to 20") N/C
- SW117 17" Wide (Adjustable from 16" to 20") N/C
- SW118 18" Wide (Adjustable from 16" to 20") N/C
- SW119 19" Wide (Adjustable from 16" to 20") N/C
- SW120 20" Wide (Adjustable from 16" to 20") N/C
- SW219 19" Wide (Adjustable from 19" to 22") N/C
- SW220 20" Wide (Adjustable from 19" to 22") N/C
- SW221 21" Wide (Adjustable from 19" to 22") N/C
- SW222 22" Wide (Adjustable from 19" to 22") N/C

ADULT ULTRA RAIL SEAT DEPTH SETTINGS

- SD116 16" Deep (Adjustable from 16" to 21") N/C
- SD117 17" Deep (Adjustable from 16" to 21") N/C
- SD118 18" Deep (Adjustable from 16" to 21") N/C
- SD119 19" Deep (Adjustable from 16" to 21") N/C
- SD120 20" Deep (Adjustable from 16" to 21") N/C
- SD121 21" Deep (Adjustable from 16" to 21") N/C
- SD219 19" Deep (Adjustable from 19" to 23") N/C
- SD220 20" Deep (Adjustable from 19" to 23") N/C
- SD221 21" Deep (Adjustable from 19" to 23") N/C
- SD222 22" Deep (Adjustable from 19" to 23") N/C

SMALL ADULT SEAT WIDTH SETTINGS⁽¹⁾

- SW314 14" Wide (Adjustable from 14" to 15") N/C
- SW315 15" Wide (Adjustable from 14" to 15") N/C

SMALL ADULT SEAT DEPTH SETTINGS⁽¹⁾

- SD314 14" Deep (Adjustable from 14" to 18") N/C
- SD315 15" Deep (Adjustable from 14" to 18") N/C
- SD316 16" Deep (Adjustable from 14" to 18") N/C
- SD317 17" Deep (Adjustable from 14" to 18") N/C
- SD318 18" Deep (Adjustable from 14" to 18") N/C

1. Small Adult Seat Size - weight limit is 175 lbs on these seat sizes and if recline is selected it may be limited to 165° of recline. You must select both small adult seat width and depth together.

Dealer Name: _____

Dealer Account Number: _____

PO #: _____

Tag: _____

MATRIX SEAT CUSHION OPTIONS

Matrix PS Seat Cushion 14" - 20" wide/reversable cover
HCPCS code E2605 \$345

- PS1414 PS1416 PS1616 PS1618 PS1620
- PS1716 PS1718 PS1720 PS1816 PS1818
- PS1820 PS2016 PS2018 PS2020

Matrix PS Seat Cushion 21"-22" wide HCPCS code E2606 \$545

- PS2218 PS2220 PS2222

Matrix PSP Seat Cushion 14" - 20" wide/reversable cover
HCPCS code E2607 \$395

- PSP1414 PSP1416 PSP1616 PSP1618 PSP1620
- PSP1716 PSP1718 PSP1720 PSP1816 PSP1818
- PSP1820 PSP2016 PSP2018 PSP2020

Matrix PSP Seat Cushion 21"-22" wide HCPCS code E2608 \$595

- PSP2218 PSP2220 PSP2222

Matrix Vi Seat Cushion 14" - 20" wide HCPCS code E2607 \$425

- KA1414-VI MA1415-VI MA1417-VI MA1616-VI
- MA1618-VI MA1620-VI MA1716-VI MA1718-VI
- MA1720-VI MA1816-VI MA1818-VI MA1820-VI
- MA2016-VI MA2018-VI MA2020-VI

Matrix Vi Seat Cushion 21" - 22" wide HCPCS code E2608 \$475

- MA2218-VI MA2220-VI

Matrix Vi HD Seat Cushion 22" wide HCPCS code E2608 \$625

- MA2222-VI

Matrix Libra Seat Cushion 14" - 20" wide HCPCS code E2624 \$485

- LC1414 LC1416 LC1516 LC1518 LC1520
- LC1616 LC1618 LC1620 LC1716 LC1718
- LC1720 LC1816 LC1818 LC1820 LC1916
- LC1918 LC1920 LC2016 LC2018 LC2020

Matrix Libra HD Seat Cushion 21" wide HCPCS code E2624 \$525

- LC2118 LC2120

Matrix Libra Seat Cushion 22" deep HCPCS code E2624 \$595

- LC1622 LC1722 LC1822 LC1922 LC2022
- LC2122

Matrix Libra HD Seat Cushion 22" wide HCPCS code E2625 \$595

- LC2218 LC2220 LC2222

Matrix Libra Adjust Seat Cushion 14" -20" wide
HCPCS code E2624 \$625

- LC1414-ADJ LC1416-ADJ LC1516-ADJ LC1518-ADJ
- LC1520-ADJ LC1616-ADJ LC1618-ADJ LC1620-ADJ
- LC1716-ADJ LC1718-ADJ LC1720-ADJ LC1816-ADJ
- LC1818-ADJ LC1820-ADJ LC1916-ADJ LC1918-ADJ
- LC1920-ADJ LC2016-ADJ LC2018-ADJ LC2020-ADJ

Matrix Libra Adjust HD Seat Cushion 21" wide
HCPCS code E2624 \$665

- LC2118-ADJ LC2120-ADJ

MATRIX SEAT CUSHION OPTIONS

Matrix Libra Adjust Seat Cushion 22" deep
HCPCS code E2624 \$735

- LC1622-ADJ LC1722-ADJ LC1822-ADJ LC1922-ADJ
- LC2022-ADJ LC2122-ADJ

Matrix Libra Adjust HD Seat Cushion 22" wide
HCPCS code E2625 \$735

- LC2218-ADJ LC2220-ADJ LC2222-ADJ

Matrix Multi Cushion 14" - 20" wide/reversable cover
HCPCS code E2607 \$445

- MM1414 MM1416 MM1616 MM1618
- MM1620 MM1716 MM1718 MM1720
- MM1816 MM1818 MM1820 MM2016
- MM2018 MM2020



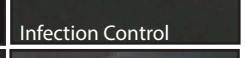



Matrix Multi Cushion 22" wide w/reversable cover
HCPCS code E2608 \$595

- MM2216 MM2218 MM2220 MM2222

OCCC "ON-CHAIR" Cushion Credit⁽¹⁾ (\$90)

1. Not available on Matrix PS or PSP Cushions.

FABRIC OPTIONS FOR CUSHIONS

						
						
Cushion	Meshtex	Startex	Infection	Spacetex	Onyx	Fusion
Libra/Adjust	N/A	STD	\$50	N/C	N/A	N/A
PS/PSP	N/A	STD-Reversible	STD-Reversible	N/A	N/A	N/A
Vi	STD	\$50	\$50	N/A	\$100	\$150

- SFLF Spacetex Fabric Option for Libra Cushion N/C
- ICFL Infection Control Fabric Upgrade for Libra Cushion \$50
- FFV Fusion Fabric Upgrade for Matrix Vi Cushion \$150
- OCUMA Onyx Fabric Upgrade for Matrix Vi Cushion \$100
- SFVS Smooth side Startex Fabric Upgrade for Matrix Vi Cushion \$50
- SFVF Fabric side Startex Fabric Upgrade for Matrix Vi Cushion \$50

LAP BELTS

- BELT48 Push Button Style Lap Belt, Length 48" STD
- BELT60 Push Button Style Lap Belt, Length 60" STD
- BELT71 Push Button Style Lap Belt, Length 71" STD
- PLB2 Bodypoint Padded Lap Belt 2 Point⁽¹⁾
HCPCS code E0978 \$190
- PLB4 Bodypoint Padded Lap Belt 4 Point⁽¹⁾
HCPCS code E0978 \$235

1. 67" length only option

407 Power Positioning System
on Rovi A3 Base

Dealer Name: _____

Dealer Account Number: _____

PO #: _____

Tag: _____

MATRIX ELAN HEADREST PAD⁽¹⁾ HCPCS CODE E0955

Standard Pads

- ESP6 Matrix Elan Standard Pad 6" \$235
- ESP10 Matrix Elan Standard Pad 10" \$235
- ESP14 Matrix Elan Standard Pad 14" \$235
- ESP6-HUG Matrix Elan Hug Standard Pad 6" \$235
- ESP10-HUG Matrix Elan Hug Standard Pad 10" \$235
- ESP14-HUG Matrix Elan Hug Standard Pad 14" \$235

Standard Pads with Infection Control Cover

- ESP6-IC Matrix Elan Standard Pad 6" with Infection Control \$235
- ESP10-IC Matrix Elan Standard Pad 10" with Infection Control \$235
- ESP14-IC Matrix Elan Standard Pad 14" with Infection Control \$235
- ESP6-IC-HUG Matrix Elan Hug Standard Pad 6" with Infection Control \$235
- ESP10-IC-HUG Matrix Elan Hug Standard Pad 10" with Infection Control \$235
- ESP14-IC-HUG Matrix Elan Hug Standard Pad 14" with Infection Control \$235

Occipital /4-Point Pads

- EOP9 Matrix Elan Occipital Pad 9" \$235
- EOP12 Matrix Elan Occipital Pad 12" \$235
- E4PTSM Matrix Elan 4-Point Pad 9"W x 7"H \$325
- E4POINT Matrix Elan 4-Point Pad 11"W x 10"H \$325

Occipital / 4-Point Pads with Infection Control Cover

- EOP9-IC Matrix Elan Occipital Pad 9" with Infection Control \$235
- EOP12-IC Matrix Elan Occipital Pad 12" with Infection Control \$235
- E4PTSM-IC Matrix Elan 4-Point Pad 9"W x 7"H with Infection Control \$325
- E4POINT-IC Matrix Elan 4-Point Pad 11"W x 10"H with Infection Control \$325

1. If mounting on PB Elite must order removable hardware
1. If mounting on PB Elite must order removable hardware

MOTION CONCEPTS HEADREST PAD HCPCS CODE E0955

- MCSH Motion Concepts Standard \$295
- MCOH Motion Concepts Auto Style⁽¹⁾ \$350

1. Comes Standard with Fixed Mounting hardware; for use on Matrix PB or Elite Backs you must select the removable hardware upgrade below.

HEADREST MOUNTING HARDWARE OPTIONS HCPCS code E1028

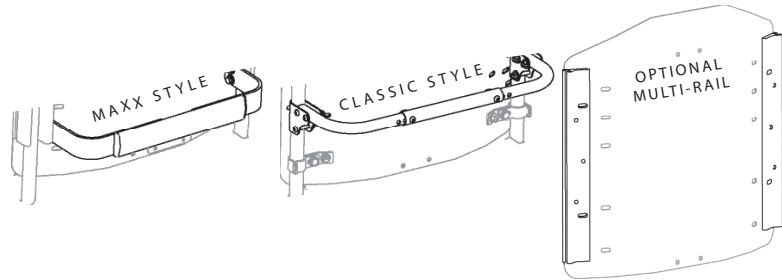
- FM Fixed Mounting⁽¹⁾ N/C
- LXSHW Loxx Standard Hardware 15" \$215
- LXMMH Loxx Mini Hardware 11" \$215
- MEHW Elan Hardware 15" \$220
- MEMH Elan Mini Hardware 11" \$220
- MEHW-EXT Elan Extended Hardware \$295
- FPLXSHW FLIPP Loxx Standard Hardware 15" \$515
- FPLXSHW-EX FLIPP Loxx Extended Hardware \$525
- FPLXMMH FLIPP Loxx Mini Hardware 11" \$515
- FPLXMMH-EX FLIPP Loxx Mini Extended Hardware \$525
- FPMEHW FLIPP Elan Hardware 15" \$525
- FPMEMH FLIPP Elan Mini Hardware 11" \$525
- FPMEHW-EXT FLIPP Elan Extended Hardware \$605

- OHR OMIT: Headrest N/C

1. HCPCS code does not apply.

TILT ONLY - BACK CANE/SPREADER BAR OPTION

- MSBSB Maxx Style Back Adjustable Spreader Bar STD
Adjust height easily on back canes
- CSBSB Classic Style Back Adjustable Spreader Bar⁽²⁾ \$100
- OMR Optional Multi-Rail \$150
Standard Rehab Back with Classic Style Spreader Bar Only.



1. Not available on the Single Post Backrest
2. Not available with Outback Cantilever Arms or the Freedom Interface Hardware

407 Power Positioning System
on Rovi A3 Base

Dealer Name: _____

Dealer Account Number: _____

PO #: _____

Tag: _____

STANDARD BACK CANES FOR TILT SYSTEMS

- SBC18 18" Straight Back Canes STD
 - SBC20 20" Straight Back Canes STD
 - SBC22 22" Straight Back Canes STD
 - SBC24 24" Straight Back Canes STD
- Select Cane Angle BA75 75° BA79 79° BA85 85° BA90 90° BA95 95°
BA101 101° BA106 106° BA112 112° BA116 116°
- ABC20 20" Angled (5°) Back Canes N/C
 - ABC22 22" Angled (5°) Back Canes N/C
 - ABC24 24" Angled (5°) Back Canes N/C
- Select Cane Angle BA81 81° BA84 84° BA91 91° BA96 96° BAA101 101°
BAA106 106° BA111 111° BA117 117° BA121 121°
- EBC22 22" Endomorph Back Canes⁽¹⁾ \$350
 - EBC24 24" Endomorph Back Canes⁽¹⁾ \$350
 - EBCN1 1" Narrower N/C
 - EBCN2 2" Narrower N/C
 - EBCN4 4" Narrower N/C
 - TBC18 18" 10° Mid-Angle Tilt Back Canes⁽²⁾ \$250
 - TBC20 20" 10° Mid-Angle Tilt Back Canes⁽²⁾ \$250
 - TBC22 22" 10° Mid-Angle Tilt Back Canes⁽²⁾ \$250
 - TBC24 24" 10° Mid-Angle Tilt Back Canes⁽²⁾ \$250

1. Comes standard with Cantilever Armrest Cane Mounted.
2. Quick Height Adjustment on Backrest and Maxx Spreader Bars not available.

CANE OPTIONS FOR RECLINE SYSTEMS

- BFS2 Recline Body Fit 2" Narrower⁽¹⁾ \$995
- BFS4 Recline Body Fit 4" Narrower⁽¹⁾ \$995
- AHH Adjustable Hooking Handles⁽²⁾ (pair) \$450
- RPHS Push Handles for Recline - Straight⁽³⁾ (pair) \$350
- RPHA Push Handles for Recline - Angled⁽³⁾ (pair) \$350

1. Minimum finished back widths of 16".
2. Handle measures 6.5" high and has .75" height adjustment with angle adjustment.
3. 4" of total vertical mounting adjustment.

FINISHED BACK HEIGHT⁽¹⁾⁽²⁾ FOR TILT ONLY

- FBT18 18" FBT19 19" FBT20 20" FBT21 21" FBT22 22"
- FBT23 23" FBT24 24" FBT25 25"

1. 4" Gap from the seat pan to the bottom of back pan is recommended.
2. Finished back height is measured from seat pan to top of backrest.

FINISHED BACK HEIGHT⁽¹⁾⁽²⁾ FOR RECLINE OR TILT/RECLINE

- FBR20 20" FBR21 21" FBR22 22" FBR23 23" FBR24 24"
- FBR25 25" FBR26 26" FBR27 27"

1. 6" Gap from the seat pan to the bottom of back pan is recommended.
2. Finished back height is measured from seat pan to top of backrest.

STANDARD BACK OPTIONS

- SRB Standard Rehab Back & Cushion N/C
- SS Additional Super Soft/HR Foam⁽¹⁾ \$450
- MFU Matrx Fabric Upcharge \$450
- OBC OMIT: Back Cushion (\$25)
- PIPF Flat Planar Interface/I-Back Plate⁽²⁾⁽³⁾⁽⁵⁾ \$125
- PIPR Recessed Planar/I-Back Interface Plate⁽²⁾⁽³⁾⁽⁵⁾⁽⁶⁾ \$125
- ORBC OMIT: Rigid Back & Cushion⁽⁴⁾ (\$75)

1. Additional foam added may impact seat depth
2. Not available on tilt only or tilt/elevate systems, for use with Recline Module.
3. Required with all Recline Systems when no back is selected. May also be used as an interface for after market backs.
4. Not available with Recline/ESR or Recline/PSB.
5. Not available with XRO and XROE.
6. Fits Comfort Company, Freedom, Pindot and Moulded Backs.

MOTION CONCEPTS SINGLE POST BACKREST⁽¹⁾⁽²⁾⁽³⁾

- SPBMI Single Post Angle Adjustable Fold Down Back interface-Matrx Back (Folds to 25° forward) \$750
- SPBCI Single Post Angle Adjustable Fold Down Back for Contour/High Back (Folds to 25° forward) \$750

1. Single Post Back is an angle adjustable back between 73° and 109° in 6° increments from 17° forward to 19° back. The back folds down and is only available for 16"-20" seat widths & 21"-24" back height. A 4" gap from bottom of back to seat pan is required.
2. This option is not available with Recline and/or a vent tray and has a 250lb weight capacity.
3. Cane mounted armrest are not available with this option.

FREEDOM BACK AND SEAT INTERFACE HARDWARE

Freedom Back Interface Hardware for Tilt Only Select position:

- FBIFTM Flush Mount \$125
Back can be seat width or up to 4" narrower
- FBITRM Recessed Mount \$125
Back must be 4" less than seat width

Freedom Back Interface Hardware with Recline Select position:

- FBIRFM Flush Mount \$125
Back can be seat width or up to 5" narrower
- FBIRRM Recessed Mount \$125
Back must be 5" less than seat width

- FSIP Freedom Seat Interface Hardware \$125
Seat can be up to 3" less than system width

RIDE STYLE MULTI-AXIS INTERFACE

- RSMI Ride Style Multi-Axis Interface for Recline Systems 14" to 20" wide \$250

Dealer Name: _____

Dealer Account Number: _____

PO #: _____


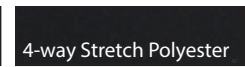
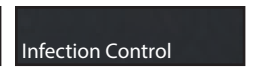


Tag: _____

CHEST STRAPS - ABDOMINAL SUPPORT

HCPCS code E0960

- MFUS BP Monoflex, Underarm RLS S(3" x 15.5") \$195
- MFUM BP Monoflex, Underarm RLS M(4" x 18.25") \$195
- MFUL BP Monoflex, Underarm RLS L(4.5" x 21.5") \$195
- MFCS BP Monoflex, Center RLS S(2.5" x 15.5") \$195
- MFCM BP Monoflex, Center RLS M(3.25" x 18.25") \$195
- MFCL BP Monoflex, Center RLS L(3.5" x 21.5") \$195
- PFLEX-M PostureFlex Abdominal Support
Height 6.5", length 16" to 23" \$245
- PFLEX-L PostureFlex Abdominal Support
Height 7", length 20" to 32" \$245
- QRTAB Quad release tab for easy independent
application and removal of PostureFlex \$35

OTHER UPGRADABLE BACK OPTIONS

					
					
Back	Meshtex	Polyester	Infection	Fusion	Onyx
Contour	N/A	STD	N/A	N/A	\$100
High	STD	N/A	N/A	\$100	\$100
E2,Elite/ Elite HD/Elite Deep	STD	N/A	\$100	N/A	N/A
E2,Elite TR/ Elite TR HD	STD	N/A	\$100	N/A	N/A

- EBSS Super Soft Foam for Elite Back Upgrade \$100
- FFUHB Fusion Fabric Upgrade for High Backs \$100
- OCUCB Onyx Fabric Upgrade for Contour Backs \$100
- OCUHB Onyx Fabric Upgrade for High Backs \$100
- CHIEB Chest Harness Interface Kit for Elite Back⁽¹⁾⁽²⁾ \$95
- CHIPB Chest Harness Interface Kit for PB Back⁽¹⁾⁽²⁾ \$45
- E2CHI-S Chest Harness Interface Kit for E2 Back for
14"-15" Backs⁽¹⁾⁽²⁾ \$85
- E2CHI-M Chest Harness Interface Kit for E2 Back for
16"-20" Backs⁽¹⁾⁽²⁾ \$85
- E2BKB Contoured anatomical PSIS/Sacrolumbar
Support \$55

1. Does not include the chest strap.
2. This Interface Kit is only Required for 4 point harness

UPGRADABLE BACK OPTIONS

- Contour Back 15" wide - 20" wide HCPCS code E2613 \$495
- CB1512
 - CB1515
 - CB1517
 - CB1612
 - CB1615
 - CB1617
 - CB1621
 - CB1712
 - CB1715
 - CB1717
 - CB1721
 - CB1812
 - CB1815
 - CB1817
 - CB1821
 - CB1912
 - CB1915
 - CB1917
 - CB1921
 - CB2012
 - CB2015
 - CB2017
 - CB2021

- Contour Back 21"-22" wide HCPCS code E2613/E2614 \$595
- CB2115
 - CB2117
 - CB2121
 - CB2215
 - CB2217
 - CB2221

- High Back 16" - 22" wide HCPCS code E2620 \$595
- HB1616
 - HB1618
 - HB1620
 - HB1716
 - HB1718
 - HB1720
 - HB1816
 - HB1818
 - HB1820
 - HB1820
 - HB1916
 - HB1918
 - HB1920
 - HB2016
 - HB2018
 - HB2020
 - HB2116
 - HB2118
 - HB2120
 - HB2216
 - HB2218
 - HB2220

- Matrx Elite Back 14" - 20" wide (3" Contour) HCPCS code E2620 \$625
- PBE1414
 - PBE1416
 - PBE1418
 - PBE1420
 - PBE1514
 - PBE1516
 - PBE1518
 - PBE1520
 - PBE1614
 - PBE1616
 - PBE1618
 - PBE1620
 - PBE1714
 - PBE1716
 - PBE1718
 - PBE1720
 - PBE1814
 - PBE1816
 - PBE1818
 - PBE1820
 - PBE1914
 - PBE1916
 - PBE1918
 - PBE1920
 - PBE2014
 - PBE2016
 - PBE2018
 - PBE2020

- Matrx Elite HD Back 21" - 22" wide (3" Contour)
HCPCS code E2620 for 21" E2621 for 22" \$795
- PBE2116-HD
 - PBE2120-HD
 - PBE2216-HD
 - PBE2220-HD
 - PBE2316-HD
 - PBE2320-HD
 - PBE2416-HD
 - PBE2420-HD

- Matrx Elite TR Back 15" - 20" wide (3" Contour)
HCPCS code E2620 \$650
- PBE1514-TR
 - PBE1516-TR
 - PBE1518-TR
 - PBE1520-TR
 - PBE1614-TR
 - PBE1616-TR
 - PBE1618-TR
 - PBE1620-TR
 - PBE1714-TR
 - PBE1716-TR
 - PBE1718-TR
 - PBE1720-TR
 - PBE1814-TR
 - PBE1816-TR
 - PBE1818-TR
 - PBE1820-TR
 - PBE1914-TR
 - PBE1916-TR
 - PBE1918-TR
 - PBE1920-TR
 - PBE2014-TR
 - PBE2016-TR
 - PBE2018-TR
 - PBE2020-TR

- Matrx Elite TR HD Back 21" - 22" wide (3" Contour)
HCPCS code E2620 for 21" E2621 for 22" \$845
- PBE2120-TRHD
 - PBE2220-TRHD

- Matrx Elite Deep Back 14" - 20" wide (6" Contour)
HCPCS code E2620 \$760
- EDB1416
 - EDB1418
 - EDB1420
 - EDB1514
 - EDB1516
 - EDB1518
 - EDB1520
 - EDB1614
 - EDB1616
 - EDB1618
 - EDB1620
 - EDB1714
 - EDB1716
 - EDB1718
 - EDB1720
 - EDB1814
 - EDB1816
 - EDB1818
 - EDB1820
 - EDB1914
 - EDB1916
 - EDB1918
 - EDB1920
 - EDB2014
 - EDB2016
 - EDB2018
 - EDB2020

UPGRADABLE BACK OPTIONS

Matrix Elite Deep HD Back 21" - 22" W (6" Contour)
 HCPCS code E2620 for 21" E2621 for 22"\$930
 EDB2116-HD EDB2118-HD
 EDB2120-HD EDB2216-HD
 EDB2218-HD EDB2220-HD

Matrix Elite E2 Back 14" - 20" W x 14"/16"H (3" Contour)
 HCPCS code E2615\$625
 E2S1414 E2S1416 E2S1514 E2S1516 E2S1614
 E2S1616 E2S1714 E2S1716 E2S1814 E2S1816
 E2S1914 E2S1916 E2S2014 E2S2016

Matrix Elite E2 Back 14" - 20" W x 18"/20"H (3" Contour)
 HCPCS code E2615\$645
 E2S1418 E2S1420 E2S1518 E2S1520
 E2S1618 E2S1620 E2S1718 E2S1720
 E2S1818 E2S1820 E2S1918 E2S1920
 E2S2018 E2S2020

Matrix Elite E2 Lateral Back
 14" - 20" W x 14"/16"H (3" Contour) HCPCS code E2615\$725
 E2LB1414 E2LB1416 E2LB1514 E2LB1516
 E2LB1614 E2LB1616 E2LB1714 E2LB1716
 E2LB1814 E2LB1816 E2LB1914 E2LB1916
 E2LB2014 E2LB2016

Matrix Elite E2 Lateral Back
 14" - 20" W x 18"/20"H (3" Contour) HCPCS code E2620\$745
 E2LB1418 E2LB1420 E2LB1518 E2LB1520
 E2LB1618 E2LB1620 E2LB1718 E2LB1720
 E2LB1818 E2LB1820 E2LB1918 E2LB1920
 E2LB2018 E2LB2020

Matrix Elite E2 Deep Back 14" - 20" W x 14"/16"H (6" Contour)
 HCPCS code E2620\$755
 E2D1414 E2D1416 E2D1514 E2D1516 E2D1614
 E2D1616 E2D1714 E2D1716 E2D1814 E2D1816
 E2D1914 E2D1916 E2D2014 E2D2016

Matrix Elite E2 Deep Back 14" - 20" W x 18"/20"H (6" Contour)
 HCPCS code E2620\$775
 E2D1418 E2D1420 E2D1518 E2D1520 E2D1618
 E2D1620 E2D1718 E2D1720 E2D1818 E2D1820
 E2D1918 E2D1920 E2D2018 E2D2020

Matrix PB Posture Back 14" - 20" W (5" Contour)
 HCPCS code E2615\$625
 MPB1412 MPB1416 MPB1612 MPB1616 MPB1620
 MPB1712 MPB1716 MPB1720 MPB1812 MPB1816
 MPB1820 MPB2012 MPB2016 MPB2020

Matrix PB Heavy Duty Back 21" - 22" W⁽¹⁾ (5" Contour)
 HCPCS code E2615 for 21" E2616 for 22"\$835
 HDB2016 HDB2020 HDB2216 HDB2220

UPGRADABLE BACK OPTIONS

Matrix PB Posture Back Deep 14" - 20" W (7" Contour)
 HCPCS code E2615\$645
 PBD1412 PBD1416 PBD1612 PBD1616 PBD1620
 PBD1712 PBD1716 PBD1720 PBD1812 PBD1816
 PBD1820 PBD2012 PBD2016 PBD2020

Matrix PB Heavy Duty Deep Back 20"-22" W⁽¹⁾ (5" Contour)
 HCPCS code E2615 for 21" E2616 for 22"\$935
 DHD2016 DHD2020 DHD2216 DHD2220

Matrix MAC Back⁽³⁾ HCPCS code E2620\$955
 MAC1616 MAC1618 MAC1620 MAC1622
 MAC1716 MAC1718 MAC1720 MAC1722
 MAC1816 MAC1818 MAC1820 MAC1822
 MAC1916 MAC1918 MAC1920 MAC1922
 MAC2016 MAC2018 MAC2020 MAC2022

Matrix MAC Back w/ HUG⁽²⁾ HCPCS code E2620\$1,055
 MAC1616-HUG MAC1618-HUG MAC1620-HUG
 MAC1622-HUG MAC1716-HUG MAC1718-HUG
 MAC1720-HUG MAC1722-HUG MAC1816-HUG
 MAC1818-HUG MAC1820-HUG MAC1822-HUG
 MAC1916-HUG MAC1918-HUG MAC1920-HUG
 MAC1922-HUG MAC2016-HUG MAC2018-HUG
 MAC2020-HUG MAC2022-HUG

Matrix MAC Lateral Contour
 MLCSL Left 3.5" MLCSR Right 3.5"
 MLCDL Left 6" MLCDR Right 6"
 MLCXDL Left 9" MLCXDR Right 9"

OCBC "ON-CHAIR" Matrix Back Credit (\$125)

1. The Heavy Duty PB Back and PB Deep Back are not available on Recline systems with seat widths of 21" and 22"
 2. Must select Pad Contour in Matrix MAC Lateral Contour section.

407 Power Positioning System

on Rovi A3 Base

Dealer Name: _____

Dealer Account Number: _____

PO #: _____

Tag: _____

TILT ARMRESTS

<input type="checkbox"/> DP1	Adult Dual Post Adj./Quick Release 9.75"-12.75"	STD
<input type="checkbox"/> DP2	Adult Dual Post Adj./Quick Release 12.75"-15.75"	STD
<input type="checkbox"/> DP3	Adult Dual Post Adj./Quick Release 15.75"-18.75"	STD
Select:	<input type="checkbox"/> FP Flat Pouch	STD
	<input type="checkbox"/> GB Glove Boxes	N/C
<input type="checkbox"/> OATL	ADD: OutBack Arm Option Left ⁽¹⁾ (each)	\$195
<input type="checkbox"/> OATR	ADD: OutBack Arm Option Right ⁽¹⁾ (each)	\$195
<input type="checkbox"/> RMCAN	Ultra Rail Seat Mnt Flip Back Cantilever MAXX Tilt Arm (9-12") ⁽²⁾⁽³⁾	\$250
<input type="checkbox"/> RMCAN2	Ultra Rail Seat Mnt Flip Back Cantilever MAXX Tilt Arm (11-14") ⁽²⁾⁽³⁾	\$250
<input type="checkbox"/> DPM	ADD: Dual Post Module to RMCAN (pair)	\$250
<input type="checkbox"/> OCTA1	Outback Cantilever Tilt Armrest 9"-15"	\$350
<input type="checkbox"/> OCTA2	Outback Cantilever Tilt Armrest 12"-18"	\$350
<input type="checkbox"/> OCTA3	Outback Cantilever Tilt Armrest 6"-12"	\$350
<input type="checkbox"/> CAFEBC	Cantilever Arms for Endomorph Back Canes (pair) (see page 4) ⁽³⁾	STD

1. Only available with Dual Post Armrests.
2. Mounts to Seat Rail. Slotted upper tube for infinite fore/aft adjustment of arm pad.
3. Not available with Small Adult Sizes.

RECLINE ARMRESTS

<input type="checkbox"/> RC1	Reclining Adjustable Height. 9.5"-13"	STD
<input type="checkbox"/> RC2	Reclining Adjustable Height. 13"-16"	STD
<input type="checkbox"/> OARL	ADD: OutBack Arm Option Left ⁽¹⁾ (each)	\$195
<input type="checkbox"/> OARR	ADD: OutBack Arm Option Right ⁽¹⁾ (each)	\$195
<input type="checkbox"/> MCAN1	Maxx Style Cane Mounted Height, Width and Angle Adjustable Cantilever Flip Back Armrests for Recline Systems 9.5"-13" ⁽²⁾	\$250
<input type="checkbox"/> MCAN2	Maxx Style Cane Mounted Height, Width and Angle Adjustable Cantilever Flip Back Armrests for Recline Systems 12.5"-16" ⁽²⁾	\$250
<input type="checkbox"/> OCRA1	Outback Cantilever Recline Armrest 9"-12" ⁽²⁾	\$350
<input type="checkbox"/> OCRA2	Outback Cantilever Recline Armrest 12"-15" ⁽²⁾	\$350
<input type="checkbox"/> OCRA3	Outback Cantilever Recline Armrest 7"-9" ⁽³⁾	\$350
<input type="checkbox"/> CANQ1	Cane Mounted Height & Angle Adjustable Cantilever Flip Back Armrest 9.5"-12" ⁽²⁾	\$350
<input type="checkbox"/> CANQ2	Cane Mounted Height & Angle Adjustable Cantilever Flip Back Armrest 10"-13" ⁽²⁾	\$350
<input type="checkbox"/> CANQ3	Cane Mounted Height & Angle Adjustable Cantilever Flip Back Armrest 13"-16" ⁽²⁾	\$350

1. Only available with Reclining Armrests.
2. Not available with Small Adult Sizes.
3. Only available on Small Adult Size.

ARMREST TUBE LENGTH - PLEASE SPECIFY

<input type="checkbox"/> ATFL	Left Full	STD
<input type="checkbox"/> ATDL	Left Desk	STD
<input type="checkbox"/> ATFR	Right Full	STD
<input type="checkbox"/> ATDR	Right Desk	STD

ARMPADS ⁽⁶⁾

Standard		
<input type="checkbox"/> SAPFL	Left Full (2.25" x 14")	STD
<input type="checkbox"/> SAPDL	Left Desk (2.25" x 10")	STD
<input type="checkbox"/> SAPML	Left Mini (2.25" x 7")	STD
<input type="checkbox"/> SAPFR	Right Full (2.25" x 14")	STD
<input type="checkbox"/> SAPDR	Right Desk (2.25" x 10")	STD
<input type="checkbox"/> SAPMR	Right Mini (2.25" x 7")	STD

Waterfall Arm Pads⁽¹⁾

<input type="checkbox"/> WAPFL	Left Full (13")	\$50
<input type="checkbox"/> WAPDL	Left Desk (9")	\$50
<input type="checkbox"/> WAPFR	Right Full (13")	\$50
<input type="checkbox"/> WAPDR	Right Desk (9")	\$50

Modular Arm Pad - Left⁽²⁾

<input type="checkbox"/> MAPTFL	Left Tray Full (14")	\$55
<input type="checkbox"/> MAPTDL	Left Tray Desk (10")	\$55

Select Pad Insert below:

- ISSFL Iskin - Integrated soft skin foam
 SCVFL Startex Covered Visco foam

Modular Arm Pad - Right⁽²⁾

<input type="checkbox"/> MAPTFR	Right Tray Full (14")	\$55
<input type="checkbox"/> MAPTDR	Right Tray Desk (10")	\$55

Select Pad Insert below:

- ISSFR Iskin - Integrated soft skin foam
 SCVFR Startex Covered Visco foam

Flat Multi Position Arm Pads

<input type="checkbox"/> MPAFL	Left Full (14")	\$55
<input type="checkbox"/> MPADL	Left Desk (10")	\$55
<input type="checkbox"/> MPAML	Left Mini (7")	\$55
<input type="checkbox"/> MPAFR	Right Full (14")	\$55
<input type="checkbox"/> MPADR	Right Desk (10")	\$55
<input type="checkbox"/> MPAMR	Right Mini (7")	\$55

Gel Pads

<input type="checkbox"/> GAPNL	Narrow Left Desk (2" x 12")	\$75
<input type="checkbox"/> GAPNR	Narrow Right Desk (2" x 12")	\$75
<input type="checkbox"/> GAPWL	Wide Left Desk (3.5" x 12")	\$75
<input type="checkbox"/> GAPWR	Wide Right Desk (3.5" x 12")	\$75
<input type="checkbox"/> GAPLL	Long Left Full (3.5" x 14")	\$90
<input type="checkbox"/> GAPLR	Long Right Full (3.5" x 14")	\$90

Arm Troughs

<input type="checkbox"/> EATL	Ergonomic Arm Trough - Left HCPCS code E2209	\$85
<input type="checkbox"/> EATR	Ergonomic Arm Trough - Right HCPCS code E2209	\$85
<input type="checkbox"/> FHPL	Flat Hand Pad - Left ⁽³⁾ HCPCS code K0108	\$55
<input type="checkbox"/> FHPR	Flat Hand Pad - Right ⁽³⁾ HCPCS code K0108	\$55

Arm Pad Storage/Cup Holder⁽⁴⁾

<input type="checkbox"/> APSL	Left	\$295
<input type="checkbox"/> APSR	Right	\$295

OAP Omit Armpads (7/8" diameter tube) (\$25)

1. Full length pad not compatible with the desk length armrest tube if using Ultra Rail mounted Tilt Arms.
2. Requires interchangeable pad insert.
3. Must order with ergonomic arm trough.
4. Not available on the joystick side, or with Outback Cantilever arms.
5. Not available with XRO/XROE
6. Full length arm pads used on the same side as the Joystick result in a "Back to Joystick" measurement of 20" minimum (24" including switch mounting)

407 Power Positioning System
on Rovi A3 Base

Dealer Name: _____

Dealer Account Number: _____

PO #: _____

Tag: _____

ARM ADDUCTOR PAD⁽¹⁾⁽²⁾

- AADSL Left Small (6" x 2.25") \$100
- AADSR Right Small (6" x 2.25") \$100
- AADLL Left Large (8.5" x 2.25") \$100
- AADLR Right Large (8.5" x 2.25") \$100

1. Only available with Modular or Flat Multi Position Arm Pads.
2. 1" thick pad, unlimited fore/aft adjustment.

ELBOW BLOCKS

Left Elbow Block⁽¹⁾

Select Pad Size and Both Extensions:

- EBXL Size XS (3.25" x 4.25") \$195
- EBSL Size S (3.5" x 5.25") \$195
- EBML Size M (3.75" x 5.75") \$195
- EBLL Size L (4.25" x 6.5") \$195

- LV3 Left Vertical Extension 3"
- LV5 Left Vertical Extension 5"
- LH5 Left Horizontal Extension 5"
- LH7 Left Horizontal Extension 7"

Right Elbow Block⁽¹⁾

Select Pad Size and Both Extensions:

- EBXR Size XS (3.25" x 4.25") \$195
- EBSR Size S (3.5" x 5.25") \$195
- EBMR Size M (3.75" x 5.75") \$195
- EBLR Size L (4.25" x 6.5") \$195

- RV3 Right Vertical Extension 3"
- RV5 Right Vertical Extension 5"
- RH5 Right Horizontal Extension 5"
- RH7 Right Horizontal Extension 7"

1. Prevents arm from slipping.

ADDITIONAL ARM ACCESSORIES

- UCH Universal Cup Holder⁽¹⁾ \$35
- MACESL Multi Axis Upper Extremity Support⁽²⁾ (each)
Left Side \$225
- MACESR Multi Axis Upper Extremity Support⁽²⁾ (each)
Right Side \$225
- OAS2L 1" Offset Armest Spacer Left (each) \$125
- OAS2R 1" Offset Armest Spacer Right (each) \$125
- OAS1L 1/2" Offset Armest Spacer Left (each) \$125
- OAS1R 1/2" Offset Armest Spacer Right (each) \$125
- MPAPA Multi Purpose Arm Pad
Adapter Block⁽³⁾ (each) Quantity () \$35

1. Not available on the joystick side.
2. Allows rotation of the armpad, only compatible with Gel Arm pad, Flat Arm pad or Ergonomic Arm Troughs.
3. Not available with Standard Arm Pads or Waterfall Arm Pads.

MAXX LATERAL TRUNK SUPPORTS⁽¹⁾

Lateral Trunk Support Left HCPCS code E0956

- LATXL Size XS (3.25" x 4.25") \$100
- LATSL Size S (3.5" x 5.25") \$100
- LATML Size M (3.75" x 5.75") \$100
- LATLL Size L (4.25" x 6.5") \$100

Add:

- SALATL MAXX Style Swing Away Hardware - Left⁽²⁾
HCPCS code E1028 \$195
- ATLL Additional Telescoping Link - Left⁽³⁾ \$75

Lateral Trunk Support Right HCPCS code E0956

- LATXR Size XS (3.25" x 4.25") \$100
- LATSR Size S (3.5" x 5.25") \$100
- LATMR Size M (3.75" x 5.75") \$100
- LATLR Size L (4.25" x 6.5") \$100

Add:

- SALATR MAXX Style Swing Away Hardware - Right⁽²⁾
HCPCS code E1028 \$195
- ATLR Additional Telescoping Link - Right⁽³⁾ \$75

1. Comes standard with Fixed Mount Hardware. Not available with Matrix PB, PB Elite Deep, and PB Deep Backs.
2. Comes standard with 1" telescoping link which gives 0-2.75" medial offset.
3. The amount of offset available may be impacted by back thickness.

MATRIX FIXED LATERAL TRUNK SUPPORTS⁽¹⁾ HCPCS CODE E0956

- PBSSL Matrix Small Lateral Fixed-Left (3x5.5") \$100
- PBSSR Matrix Small Lateral Fixed-Right (3x5.5") \$100
- PBLSL Matrix Standard Lateral Fixed-Left (7.5x5") \$100
- PBLSR Matrix Standard Lateral Fixed-Right (7.5x5") \$100
- PBOLL Matrix Offset Lateral Fixed Left (7.5x5") \$110
- PBOLR Matrix Offset Lateral Fixed Right (7.5x5") \$110

1. Not available with Matrix PB, PB Elite Deep, and PB Deep Backs.

MATRIX SWING AWAY LATERAL TRUNK SUPPORTS⁽¹⁾

Matrix Lateral Trunk Support Left HCPCS code E0956

- EPADXL Size XS (3.25" x 4.25") \$100
- EPADSL Size S (3.5" x 5.25") \$100
- EPADML Size M (3.75" x 5.75") \$100
- EPADLL Size L (4.25" x 6.5") \$100

Must select one option:

- SAHEBL Matrix Elite Swing Away Hardware Left
HCPCS code E1028 \$195
- OSAHL Matrix Offset Elite Swing Away Hardware
Left HCPCS code E1028 \$195

Matrix Lateral Trunk Support Right HCPCS code E0956

- EPADXR Size XS (3.25" x 4.25") \$100
- EPADSR Size S (3.5" x 5.25") \$100
- EPADMRL Size M (3.75" x 5.75") \$100
- EPADLR Size L (4.25" x 6.5") \$100

Must select one option:

- SAHEBR Matrix Elite Swing Away Hardware Right
HCPCS code E1028 \$195
- OSAHR Matrix Offset Elite Swing Away Hardware
Right HCPCS code E1028 \$195

1. Not available with Matrix PB, PB Elite Deep, and PB Deep Backs.

Dealer Name: _____

Dealer Account Number: _____

PO #: _____

Tag: _____

HIP AND KNEE SUPPORTS

Lateral Hip Support Left⁽¹⁾ HCPCS code E0953

- HSPXLH Size XS (5.5" W x 4" H) \$120
- HSPSMLH Size S/M (7" W x 4" H) \$120
- HSPSLH Size S (7" W x 6" H) \$120
- HSPMLH Size M (9" W x 4" H) \$120
- HSPLLH Size L (13" W x 4" H) \$120

Lateral Hip Support Right⁽¹⁾ HCPCS code E0953

- HSPXRH Size XS (5.5" W x 4" H) \$120
- HSPSMRH Size S/M (7" W x 4" H) \$120
- HSPSRH Size S (7" W x 6" H) \$120
- HSPMRH Size M (9" W x 4" H) \$120
- HSPLRH Size L (13" W x 4" H) \$120

Lateral Knee Support Left⁽¹⁾ HCPCS code E0953

- HSPXLK Size XS (5.5" W x 4" H) \$120
- HSPSMLK Size S/M (7" W x 4" H) \$120
- HSPSLK Size S (7" W x 6" H) \$120
- HSPMLK Size M (9" W x 4" H) \$120
- HSPLLK Size L (13" W x 4" H) \$120

Lateral Knee Support Right⁽¹⁾ HCPCS code E0953

- HSPXRK Size XS (5.5" W x 4" H) \$120
- HSPSMRK Size S/M (7" W x 4" H) \$120
- HSPSRK Size S (7" W x 6" H) \$120
- HSPMRK Size M (9" W x 4" H) \$120
- HSPLRK Size L (13" W x 4" H) \$120

Add Removable Hardware:

MAXX Style Quick Release, Multi-Axis Mounting Hardware for Hip Supports HCPCS code E1028

- MHSHLH Left mounted at Hip \$215
- MHSHLK Left mounted at Knee \$215
- MHSHRH Right mounted at Hip \$215
- MHSHRK Right mounted at Knee \$215

Swing Away Hardware for Hip Supports HCPCS code E1028

- SHSHLH Left mounted at Hip \$215
- SHSHLK Left mounted at Knee \$215
- SHSHRH Right mounted at Hip \$215
- SHSHRK Right mounted at Knee \$215

Extended Maxx Style Quick Release, Multi-Axis Mounting Hardware for Hip Supports⁽²⁾ HCPCS code E1028

- EMQHLH Left mounted at Hip \$215
- EMQHLLK Left mounted at Knee \$215
- EMQHRH Right mounted at Hip \$215
- EMQHRK Right mounted at Knee \$215

Lift Off Hardware for Hip Support (Hip Position Only) HCPCS code E1028

- LOHL Left \$195
- LOHR Right \$195

1. Comes standard with Fixed Mount Hardware.
2. Recommended when finished seat cushion thickness will be greater than 3.5" high.

STANDARD FRONT RIGGING

FCMP Fixed Center Mount Platform^{*(1)} N/C

FIFP Comes with a rubber coated footplate (11.5" W x 10") N/C

Select seat pan to footplate:

FSPTF1 9" - 13" N/C

FSPTF17 13" - 15" N/C

Set at:

FSA70 Set at 70° N/C

FSA90 Set at 90° N/C

* This option is available ONLY when the following dimensions apply.

*STF	17"	18"	19"
*Max. KTH	13"	14"	15"

If Knee-to-heel (KTH) measures longer than the above chart you MUST order Maxx Style Fixed Center Mount Foot Platform with Retracting Footplate below.

MSFCMFPR Maxx Style Fixed Center Mount Foot Platform with Retracting Footplate⁽¹⁾ \$595

RFP Comes with a Retracting rubber coated footplate (11.5" W x 10") N/C

MICP Comes standard with individual calf pads. N/C

Select seat pan to footplate:

MSPTF2 13" - 17"⁽³⁾ N/C

Set at:

MSA70 Set at 70°⁽²⁾ N/C

MSA90 Set at 90° N/C

- 2.5" ground clearance required.
- This setting may impede the forward transfer feature of the system.
- For the footplate to touch the ground when anterior tilted the knee to heel must be greater than the seat to floor height minus 3.5" (e.g. 13.5" KTH for 17" STF)

407 Power Positioning System
on Rovi A3 Base

Dealer Name: _____

Dealer Account Number: _____

PO #: _____

Tag: _____

POWER CENTER MOUNT FOOT PLATFORM

MUST BE COMPLETED	Measurement in Inches
<input type="checkbox"/> Knee to Heel:	
<input type="checkbox"/> Cushion Thickness: (Subtract)	
<input type="checkbox"/> Cushion Compression: (Add)	
<input type="checkbox"/> Seat Pan to Footplate: (Total)	

LNx Power Center Mount Foot Platform with Retracting Footplate⁽¹⁾⁽²⁾⁽³⁾ HCPCS code E1012

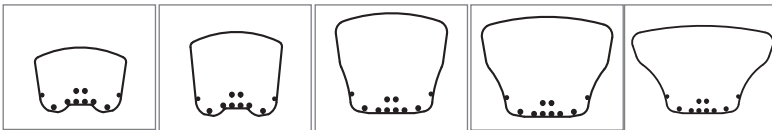
LNXF 13" - 17" Seat pan to footplate\$3,295

Options

- LRFP Comes with a Retracting rubber coated footplate (11.5" W x 10")STD
- LICP Comes standard with individual calf pads.STD
- OPCP One Piece Calf Panel\$250

1. There is 8" of anti-shear extension.
2. 2 1/2" of ground clearance required.
3. For the footplate to touch the ground when anterior tilted the knee to heel must be greater than the seat to floor height minus 4" (e.g. 13" KTH for 17" STF)

FOOT PLATFORM OPTIONS FOR MOTION CONCEPTS FIXED CENTER MOUNTS AND LNx



- SFFP Small Foot Platform⁽¹⁾ (12"w x 8.5"d) \$180
- MFFP Medium Platform⁽¹⁾ (12"w x 10.75"d) \$180
- LFFP Large Platform⁽¹⁾ (14.5"w x 13"d) \$250
- XLFFP Extra Large Platform⁽¹⁾ (17"w x 13"d) \$250
- XXLFFP Extra Extra Large Platform⁽¹⁾ (21"w x 13"d) \$250

1. May need to adjust leg position to avoid interference with front casters

SINGLE-DUAL FUNCTION ELECTRONICS

- SFCB Single/Dual Function Electronics⁽¹⁾ STD
 - Select Switch:
 - SPBSO Single Push Button
 - STO Single Toggle
 - DPBO Dual Push Button
 - OSO Omit Switch
 - Optional:
 - RDE Reduced Drive for Elevating Seat⁽²⁾ \$400

- SFCBA Single/Dual Function Drive Control⁽¹⁾ HCPCS code E2310 \$1,795
 - Optional:
 - RDES Reduced Drive for Elevating Seat⁽²⁾ \$400

- DFCBD Dual Function Through Drive Control⁽¹⁾ HCPCS code E2311 \$2,495
 - Optional:
 - RDED Reduced Drive for Elevating Seat⁽²⁾ \$400

1. These electronics include drive lock-out and tilt limit.
2. If reduced drive is not selected the system will be in drive lock-out when elevated.

MULTI- FUNCTION ELECTRONICS

- MFCBS Multi-Function through Switch⁽¹⁾ N/C
 - Select Switch:
 - QPBO Quad Push Button N/C
 - FWT Four-Way Toggle Switch \$150
 - EWR 8-Way Rocker \$205
 - Optional:
 - RDEM Reduced Drive for Elevating Seat⁽²⁾ \$400

- MFCBD Multi-Function M610 Through Drive Control⁽¹⁾ HCPCS code E2311 \$2,995
Includes reduced drive for Elevating Seat

1. These electronics include attendant control, drive lock-out, tilt/recline limit and actuator speed control.
2. If reduced drive is not selected system will be in drive lock-out when elevated.

ELECTRONIC SWITCH MOUNTING

- ESML Left Side (Armpad)
- ESMR Right Side (Armpad)
- ESMJL Joystick Left (Mounts to Joystick Bracket)
- ESMJR Joystick Right (Mounts to Joystick Bracket)
- ESM D Do not mount

Dealer Name: _____

Dealer Account Number: _____

PO #: _____

Tag: _____

ELECTRONICS OPTIONS

Additional Switches⁽⁴⁾

- SPBSA Single Push Button \$150
- STA Single Toggle Switch⁽³⁾ \$150
- DPBA Dual Push Button⁽³⁾ \$150
- QPBA Quad Push Button⁽¹⁾⁽³⁾ \$150
- FWTA Four-Way Toggle Switch⁽¹⁾⁽³⁾ \$150
- EWRA 8-Way Rocker⁽¹⁾⁽³⁾ \$205
- EWPA 8-Way Push Button⁽¹⁾⁽³⁾ \$255
- 10WA 10-Way Switch⁽¹⁾⁽³⁾ \$255
- ASL320R ASL Pulse Mechanical Switch - Red \$125
- ASL320G ASL Pulse Mechanical Switch - Green \$125
- ASL320BK ASL Pulse Mechanical Switch - Black \$125
- SESG Stealth Egg Switch - Green \$135
- SESB Stealth Egg Switch - Black \$135
- FTSQ Feather Touch - Single Quarter Size \$295
- FTMD Feather Touch - Dual Dime Size⁽¹⁾⁽³⁾ \$295
- FTMQ Feather Touch - Quad Dime Size⁽¹⁾⁽³⁾ \$295

Specify Use for Additional Switch:

- STG Seating
- JM Joystick Mode⁽²⁾⁽³⁾
- JOO Joystick On/Off⁽²⁾⁽³⁾

Specify Mounting for Additional Switch:

- ESMLA Left Side (Armpad)
- ESMRA Right Side (Armpad)
- ESMJLA Joystick Left (Mounts to Joystick Bracket)
- ESMJRA Joystick Right (Mounts to Joystick Bracket)
- ESMDA Do not mount

Miscellaneous

- S46R Single to Dual Switch Adapter \$265
Allows for dual use of a single switch
- M616S M616 Converter⁽¹⁾ HCPCS code E2399 \$125
Allows up to 4 mono phono switches into Multi-Function box
- LJS Lazarus Jump Starter HCPCS code A9270 \$150
- APPS Accessory Port Power Supply⁽¹⁾
(3 amp capacity) \$195
- TPSMH 12 Piece Switch Mounting Hardware
Kit (additional kits) \$39

1. Not available with Single-Dual Function Electronics.
2. Not available with Joysticks D50677, D50680, D51108, D51122S
3. Not available for Joystick Mode or Joystick On/Off. Must Select Seating (STG)
4. If system requires more than (1) Additional Switch, please contact customer service.

O2 HOLDERS⁽¹⁾

- NAO2H Non-Articulating O² Gas Holder \$395
- NAIPL Non-Articulating IV Pole User's Left⁽²⁾ \$395
- NAIPR Non-Articulating IV Pole User's Right⁽²⁾ \$395

1. The user weight limit is 225 lbs. The maximum weight capacity of the O2 holder is 20 lbs.
2. The maximum weight capacity of the IV pole is 5 lbs.

ADDITIONAL OPTIONS & ACCESSORIES

- THS Transfer Handles 4" - 6.5" \$350
- THL Transfer Handles 9" - 11.5" \$350
- FFLTL Flip and Fold Away 1/2 Lap Tray
Left Mounting(14"W x 10"D)⁽¹⁾⁽²⁾⁽³⁾ \$795
- FFLTR Flip and Fold Away 1/2 Lap Tray
Right Mounting(14"W x 10"D)⁽¹⁾⁽²⁾⁽³⁾ \$795

1. Not available on joystick side and only available with a flat arm pad or modular arm pad. Not available with Outback Cantilever Arms.
2. The maximum weight capacity of the tray is 10 lbs.

BATTERIES

- M34 SLD G MK Group 34 Battery (ea) Quantity()
HCPCS code E2359 \$305

INSTALLATION

- MBI Motion Concepts Installation⁽¹⁾ N/C

1. Batteries may be required if items on Accessories order form are selected at time of installation, please call to confirm.

Total Retail Value \$ _____

SUBMIT

NOTES
